

# Output Pupil Auxiliaries

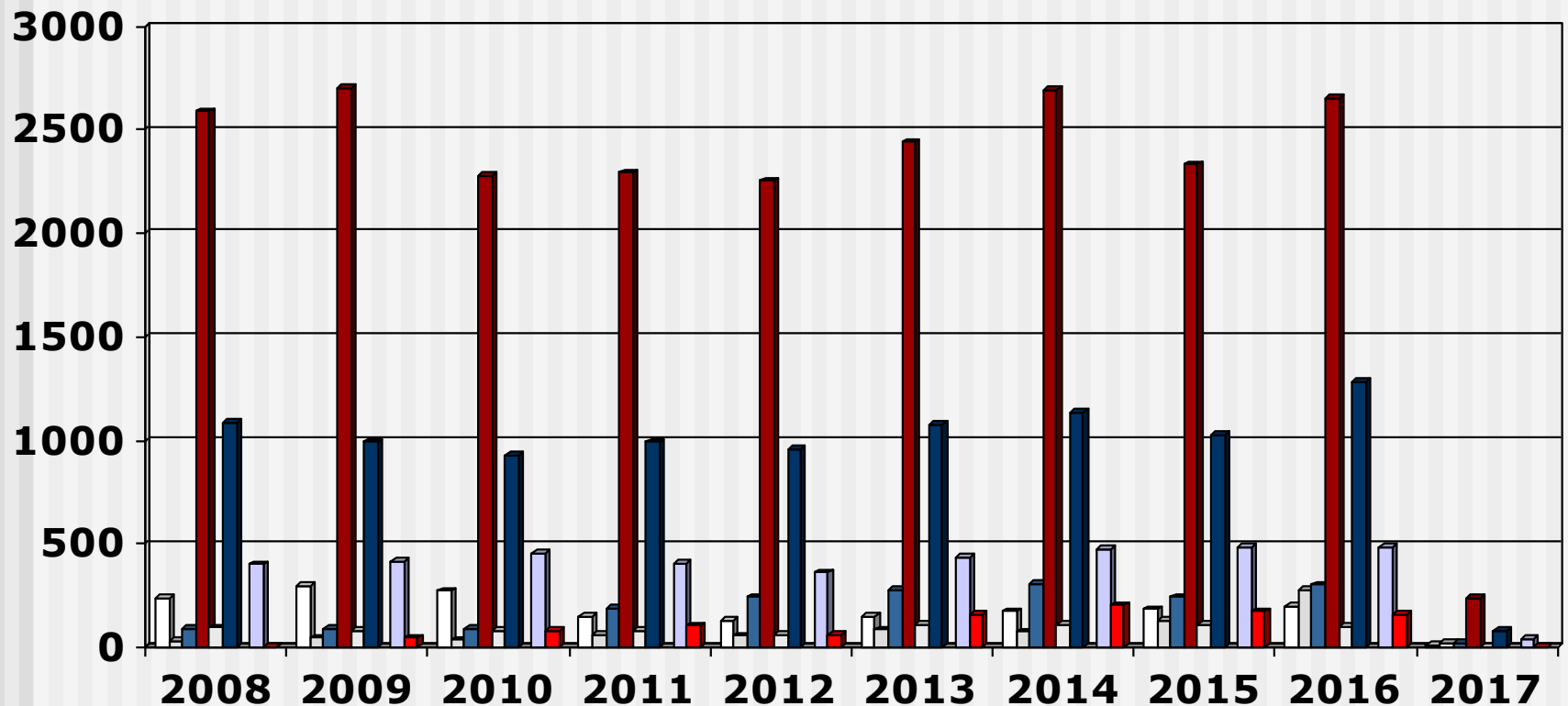
## (2008 - 2017) Overview

---

- These slides show the output of Nursing Education Institutions (Public and Private Institutions) providing the programme leading to enrolment as an Enrolled Nursing Auxiliary for the years 2008 - 2017
- Each slide is presented twice: first all slides are shown without data tables and then the slides are repeated with full data tables
- For further information, please contact:
  - S A Nursing Council:  
Private bag X132, Pretoria, 0001, Republic of South Africa
  - Phone: 012 420-1000
  - Fax: 012 343-5400
  - E-mail: [registrar@sanc.co.za](mailto:registrar@sanc.co.za)
  - Website: [www.sanc.co.za](http://www.sanc.co.za)

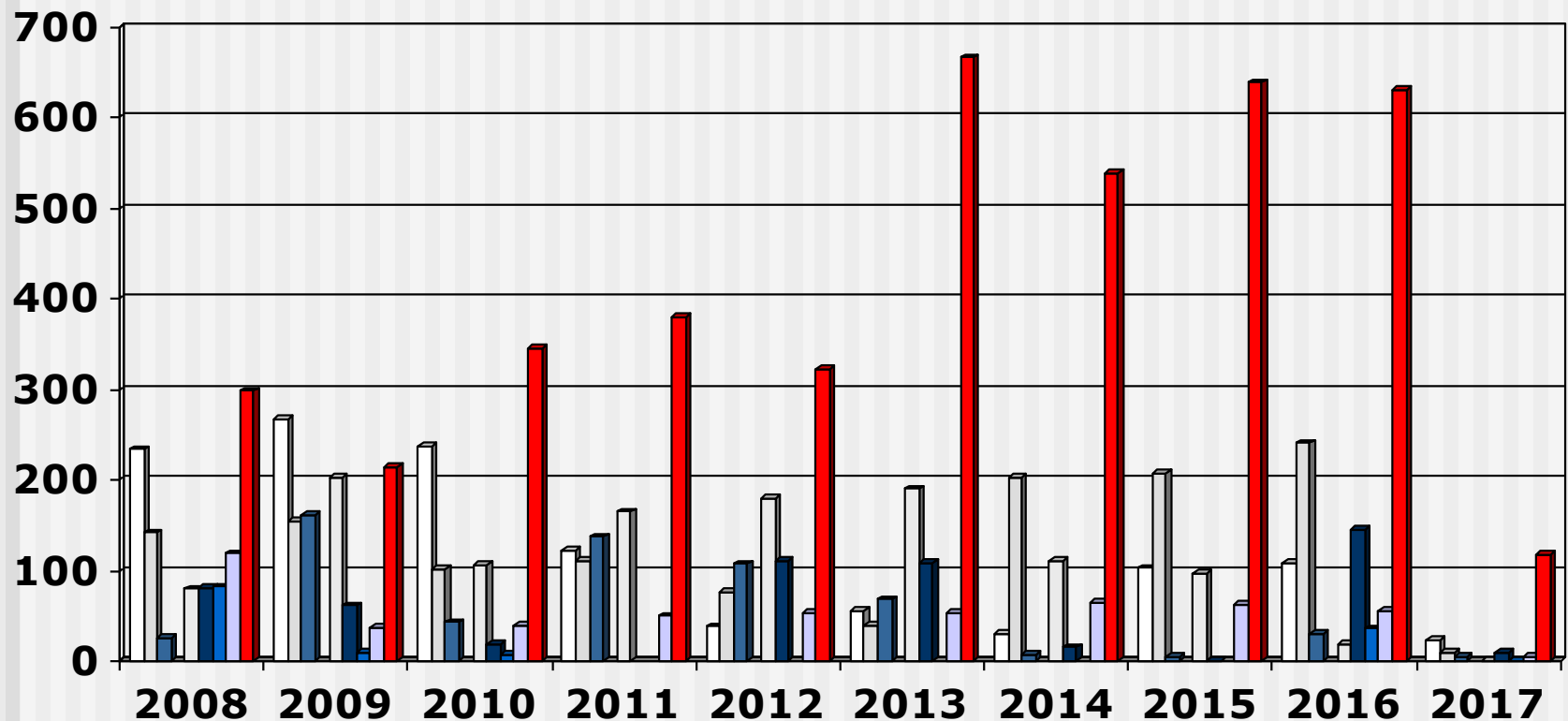
# Output Pupil Auxiliaries

## (2008 - 2017) Private Institutions



# Output Pupil Auxiliaries

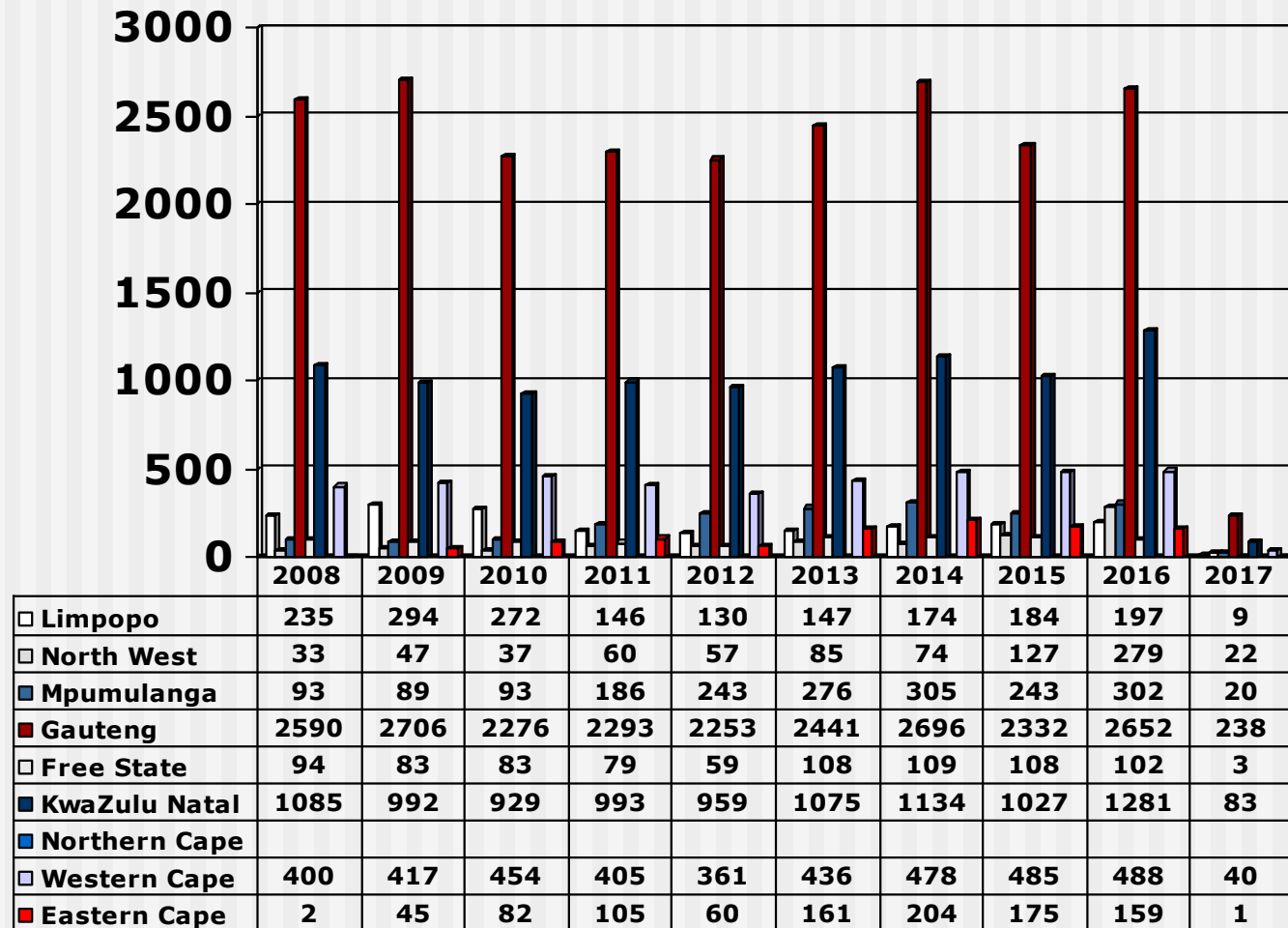
## (2008 - 2017) Public Institutions



Limpopo
  North West
  Mpumalanga
  Gauteng
  Free State
  KwaZulu Natal
  Northern Cape
  Western Cape
  Eastern Cape

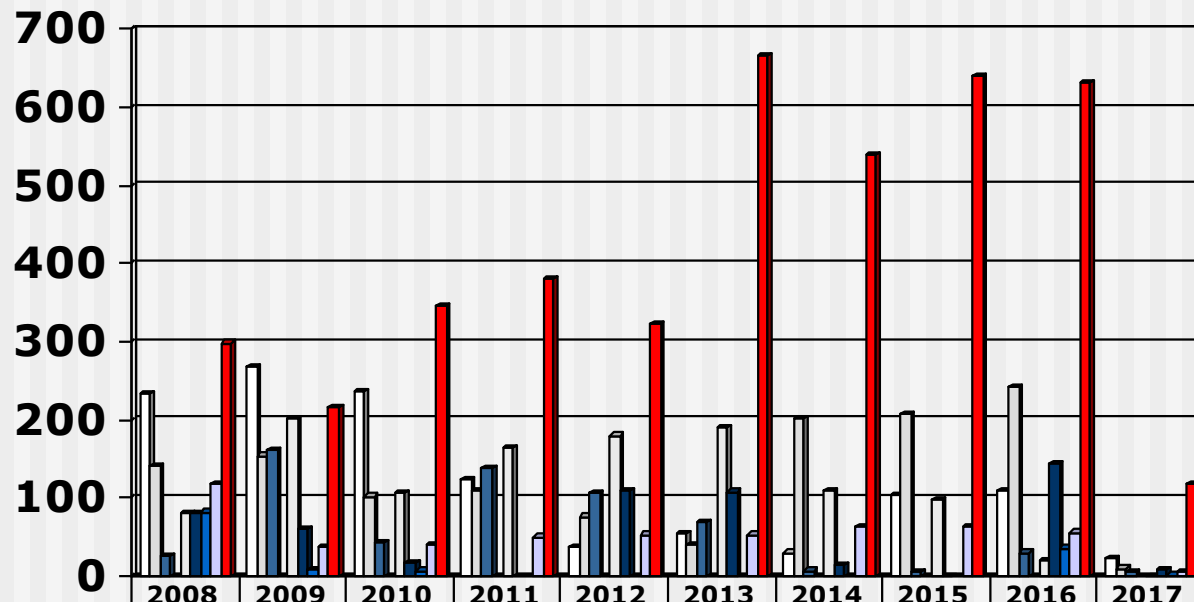
# Output Pupil Auxiliaries

## (2008 - 2017) Private Institutions



# Output Pupil Auxiliaries

## (2008 - 2017) Public Institutions



	2008	2009	2010	2011	2012	2013	2014	2015	2016	2017
□ Limpopo	234	267	237	123	38	55	30	103	109	23
□ North West	142	154	102	110	76	40	202	207	241	10
■ Mpumulanga	25	161	43	137	107	68	7	5	30	5
■ Gauteng										
□ Free State	80	202	106	165	180	190	110	97	19	0
■ KwaZulu Natal	81	61	18		110	108	15	0	145	9
■ Northern Cape	82	9	7						36	1
□ Western Cape	119	37	40	50	53	53	64	63	56	5
■ Eastern Cape	298	215	346	380	323	666	539	639	630	118